



**MPVM GANGA GURUKULAM**


# Holiday Homework 2025-26

Class 2



# ENGLISH

1. Imagine you found a magic pencil- What would you like to draw and why?



2 Read the story book (MRS WOOLLY'S FUNNY SWEATERS) and answer the following questions.

1. Where did Mrs Woolly and her daughter live ?

---

2. How did Mrs Woolly earn money ?

---

3. Where was their new house ?

---

4. How many sweaters had Mrs Woolly knitted?

---

5. What did the man gave them in exchange for the sweaters?

---



3. What do you like to do during the rainy season ? Draw a picture of the rainy season and name any two things that you use during the season.

-

---

---

---

---

4. You are going to the market with your parents. What do you see on the way ? Describe it and draw or paste pictures of it.

---

---

---



- प्रश्न १ - गर्मी में आने वाले स्वादिष्ट फलों को खाइए और पेड़ तथा लता पर लगने वाले किन्हीं दो-दो फलों के चित्र बनाकर, रंग भरकर उनके नाम ए फोर साइज़ पेपर पर लिखिए।
- प्रश्न २ - प्रतिदिन अखबार पढ़ें तथा किन्हीं पाँच शब्दों को ए फोर साइज़ पेपर पर लिखिए।
- प्रश्न ३ - पौष्टिक भोजन खाएँ एवं जमीन के अन्दर तथा जमीन के ऊपर होने वाली किन्हीं दो फसलों के नाम लिखें ( हिन्दी साहित्य पुस्तक में पृष्ठ संख्या-२४)
- प्रश्न ४ - प्रतिदिन पक्षियों को दाना और पानी रखिए ।  
जब भी पक्षी दाना - पानी के पास आएँ तो उनकी फोटो खींचें तथा उस फोटो को अपनी हिंदी साहित्य की पुस्तिका में चिपकाएँ ।
- प्रश्न - ५ समुद्र के किनारे उगने वाले किन्हीं दो फलों के चित्र चिपकाकर उनके नाम ए फोर साइज़ पेपर पर लिखिए।

# MATHEMATICS

**I. Find out the following and write them in number as well as number names:**

**a) How many pages are there in your Maths book ?**

**Number -** \_\_\_\_\_

**Number Name -** \_\_\_\_\_

**b) Number formed by the last three digits of your birth year.**

**Number -** \_\_\_\_\_

**Number Name -** \_\_\_\_\_

**c)**

2
---

Your age
-------------

9
---

**Number -** \_\_\_\_\_

**Number Name -** \_\_\_\_\_

**II. We measure things in everyday life. Let's have fun with Measures.**

**a) Measure the height of -**

**Father-**\_\_\_\_\_

**Mother-**\_\_\_\_\_


**You -**\_\_\_\_\_

**b) Make lemonade for your family members, measure and write the quantity of things required.**




# EVS

1. Observe different areas of your school and draw and colour your favourite place in school and write one fun thing you love doing there.



2. Make a simple photo frame at home using waste materials (old cardboard, magazine cut-outs). Paste your family photo.

# COMPUTER











**Q1. Look at the following machines and tell the uses of it:-**

	<b>Microwave</b>
	<b>Juicer</b>
	<b>Food processor</b>
	<b>Calcalator</b>
	<b>Washing Machine</b>
	<b>Toaster</b>
	<b>Music System</b>
	<b>Water Purifier</b>

[illegible]

## Q2. Complete the given activity.

In the picture, colour the 'Smiley' Green if you can use the computer to do the action, and colour the 'Smiley' Red if you cannot use the computer to do the given action.

You can use a computer to solve maths sum.		
You can use a computer to eat soup.		
You can use a computer to draw a picture.		
You can use a computer to watch a movie.		
You can use a computer to play basketball.		

## Q3. Arrange the given steps in correct order in the given Pyramid to switch on the Computer System.

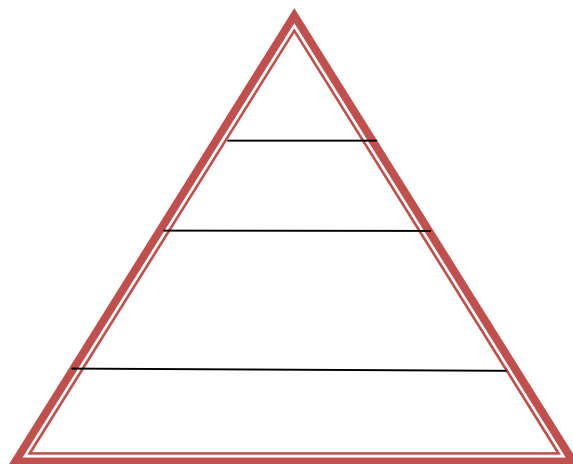
- Switch on the CPU
- Switch on the UPS
- Switch on the monitor
- Switch on the main Power Supply Button.

1.

2.

3.

4.





A colorful illustration of a beach scene. In the center, a large white oval frame contains the word 'HAPPY' in red, serif, all-caps font. Below the frame, three children are standing on a small patch of brown sand. On the left, a boy with brown hair, wearing blue shorts with yellow stars, holds a corn on the cob. In the middle, a girl with blonde hair, wearing a pink top and blue skirt, wears a straw hat. On the right, a boy with brown hair, wearing a red and white striped shirt, holds a blue and yellow striped inflatable ring. Behind them are two beach umbrellas: one with red and yellow stripes on the left, and one with red and white stripes on the right. A blue and red surfboard is leaning against the right umbrella. The background features a bright orange and yellow sky with stylized clouds, and a blue ocean with white-capped waves at the bottom. The word 'SUMMER' is written in large, colorful, 3D block letters across the sand: 'S' is yellow, 'U' is red, 'M' is green, 'M' is blue, 'E' is pink, and 'R' is orange. Several seashells are scattered on the sand.

HAPPY

HOLIDAYS